


# MAD HATTER



▶ Hat 1 of 3:

▶ MAKE A CROWN!

▶ **SUPPLIES:**

- ▶ Paper Plate
- ▶ Pencil
- ▶ Scissors
- ▶ Markers, Crayons, or Paints

▶ To create the crown, simply follow the steps in the pictures to the left!

# MAD HATTER

- ▶ Hat 2 of 3:
- ▶ Make a Nurse Cap (or omit the red cross and make it any kind of cap you choose!)



This project was brought to us from eHow!

- ▶ Supplies:
- ▶ 2 sheets of white paper 8.5 x 11
- ▶ Glue stick
- ▶ Scissors
  
- ▶ There will be 7 steps.....


# MAD HATTER



- ▶ **Step One:** Attach two pieces of 8 1/2-inch by 11-inch white paper together along the short edge.



- Step Two:** Fold paper in half, having the folded edge at the top.



- Step Three:** Find the center of the paper; fold the upper-right-hand corner down along the center, leaving about a 2-inch border along the bottom.

# MAD HATTER

**Step Four:** Repeat with the upper left hand corner. You should end up with a triangle and a 2-inch border along the bottom edge.



**Step Five:** Fold the tip of the triangle down to meet the edge that was formed by the triangle piece. You should still have a 2-inch border along the bottom edge. You may glue this piece down, if desired.



**Step Six:** Grabbing the bottom edge of the top layer only, fold up the 2-inch border. Turn the hat over and repeat on the other side.



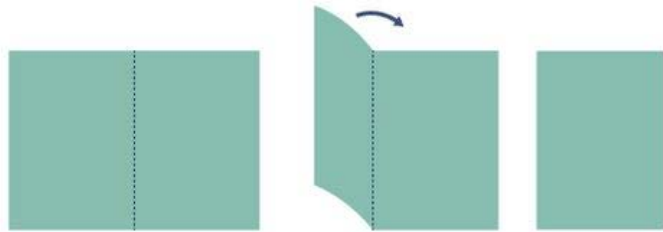
**Step Seven:** Open the hat, manipulating it gently to shape it and form light creases. Embellish the front, as desired.



# MAD HATTER

## HOW TO MAKE A PAPER PIRATE HAT

<http://www.wikihow.com/Make-a-Pirate-Hat>



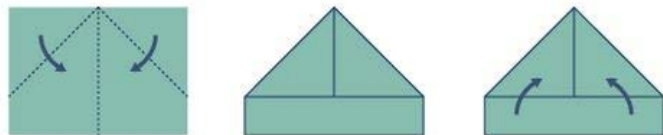
1. Get a piece of newspaper, and place it in front of you with the long side up

2. Fold the paper vertically.



3. Fold it in half horizontally

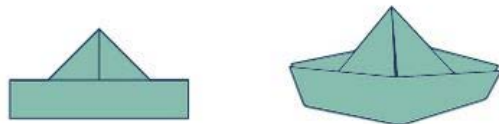
4. Unfold



5. Turn the newspaper so that the folded end is on top

6. Fold the top corners into the center line, making sure to keep them even

7. Fold one bottom flap up



8. Flip to the other side and fold the other bottom flap up.

- ▶ Hat 3 of 3:
- ▶ Make a pirate hat!
  
- ▶ Supplies:
- ▶ One large sheet of drawing paper or news paper
  
- ▶ Follow instructions on graphic to the left!